MeasurLink® ENABLED
Data Management Software by Mitutoyo

U-WAVE fit

IP65

Dust- and Water-Protected
TÜVRheinland CERTIFIED
www.tuv.com ID 0000040191

Applicable models: **series 395**

Measurement example

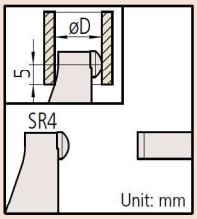

Other than **115-101**

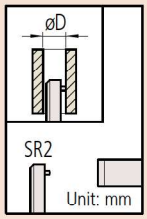

115-101

Optional Accessories

Code No.	Type	Description
264-020	—	USB Input Tool Series USB Keyboard Signal Conversion Type **IT-020U**
05CZA662	B	Connection cable for **series 395** (1 m)
05CZA663	B	Connection cable for **series 395** (2 m)
06AFM380B	B	USB Input Tool Direct (2 m)
02AZD730G	IP67	**U-WAVE-T**
02AZD880G	Buzzer	**U-WAVE-T**
02AZE200	—	**U-WAVE-T** mounting bracket
02AZD790B	B	Connection cable for **U-WAVE-T** (160 mm)
02AZE140B	B	Connection cable for **U-WAVE-T** For foot switch
264-622	IP67	**U-WAVE-TM**
264-623	Buzzer	**U-WAVE-TM**
264-626	IP67	**U-WAVE-TMB**
264-627	Buzzer	**U-WAVE-TMB**
02AZF310	IP67	Connecting unit for **U-WAVE-TM/TMB**

Tube Micrometers SERIES 395, 115, 295

- The spherical anvil-type micrometer is convenient for measuring cylindrical workpieces. The spherical anvil comes into contact with a workpiece at a point instead of a surface area, thus increasing measurement accuracy.
- IP65 water/dust protection (**series 395**).
- Equipped with Ratchet Stop for constant measuring force.

395-251-30

SPECIFICATIONS

Metric

Code No.	Range (mm)	Resolution (mm)	Maximum permissible error J_{MPE} (µm)	øD (mm)	Flatness (µm)
Digimatic (LCD)					
395-251-30	0 - 25	0.001	±2	ø15	0.3
395-252-30	25 - 50				
395-253-30	50 - 75			ø19	
395-254-30	75 - 100		±3	ø20	

Inch/Metric

Code No.	Range (in)	Resolution	Maximum permissible error J_{MPE} (in)	øD (in)	Flatness (in)
Digimatic (LCD)					
395-351-30	0 - 1	0.00005 in/ 0.001 mm	±0.0001	ø0.59	0.000012
395-352-30	1 - 2				
395-353-30	2 - 3			ø0.75	
395-354-30	3 - 4		±0.00015	ø0.79	

- Power source: SR44 battery (1 pc.), **938882** included as standard (for operational checks)
- Battery life: Approx. 2.4 years under normal use
- Position detection method: Electromagnetic rotary sensor
- Standard accessories: Setting standard, 1 pc. (except for measuring range 0 to 25 mm (0 to 1 in) models), Spanner (**301336**), 1 pc.

Note: For functional details , refer to page 02-7.
Optional connection cable is available only for water-proof type (Digimatic model).

115-115

SPECIFICATIONS

Metric

Code No.	Range (mm)	Graduation (mm)	Maximum permissible error J_{MPE} (µm)	øD (mm)	Flatness (µm)
Analog					
115-101	0 - 15	0.01	±3	ø5.5	0.6
115-115	0 - 25			ø10	
115-116	25 - 50			ø11	
115-117	50 - 75			ø17	
115-118	75 - 100		±4	ø18	
Mechanical counter model					
295-115	0 - 25	0.01	±3	ø10	0.6

Inch

Code No.	Range (in)	Graduation (in)	Maximum permissible error J_{MPE} (in)	øD (in)	Flatness (in)
Analog					
115-153	0 - 1	0.0001	±0.00015	ø0.40	0.000024
Mechanical counter model					
295-153	0 - 1	0.0001	±0.00015	ø0.40	0.000024

- Standard accessories: Setting standard, 1 pc. (except for measuring range 0 to 15 mm/0 to 25 mm (0 to 1 in) models) Spanner (**200168**), 1 pc. (for **115-101**), Spanner (**301336**), 1 pc. (for models other than **115-101**)

DIMENSIONS

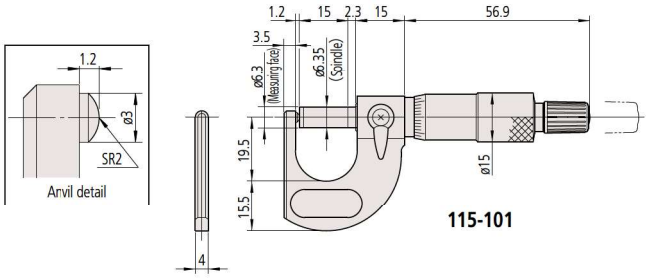

Mitutoyo reserves the right to change any or all aspects of any product specification, including prices, designs and service content, without notice.

Mitutoyo